

IAG I-Line 4pc Exterior Corner Protection Kit for 2021+ Ford Bronco



IAG-BDY-F3085 IAG I-Line 4pc Exterior Corner Protection Kit for 2021+ Ford Bronco

Part# IAG-BDY-F3085

Congratulations on the purchase of your IAG I-Line 4pc Exterior Corner Protection Kit, and thank you for choosing IAG Off-Road. These instructions are intended for users with basic mechanical skills. Professional installation is not required. The average installation time is approximately 15-20 minutes.

Video instructions can be found at the link below.

<https://youtu.be/R-2j3QtFGig>

Step 1/14



IAG-BDY-F3085 IAG I-Line 4pc Exterior Corner Protection Kit for 2021+ Ford Bronco

Part# IAG-BDY-F3085

Tools Required For Installation:

Clean Rag


Step 2/14

Step 3/14



Numbered annotations (4)


- 1 Corner Protection Kit (Right Front)
- 2 Corner Protection (Left Front)
- 3 Corner Protection (Right Rear)
- 4 Corner Protection (Left Rear)



Step 4/14

Numbered annotations (1)

- 1 Wipe down with a clean rag



Step 5/14

Numbered annotations (1)


- 1 Wipe with adhesive promoter



Step 6/14

Numbered annotations (1)

- 1 Remove two sided tape



Step 7/14

Numbered annotations (1)


- 1 Align and affix right front corner protection



Step 8/14

Numbered annotations (1)


- 1 Press firmly for a secure fit



Step 9/14

Numbered annotations (1)


- 1 Wipe with a clean rag



Step 10/14

Numbered annotations (1)

- 1 Wipe with adhesive promoter



Step 11/14

Numbered annotations (1)


- 1 Remove two sided tape



Step 12/14

Numbered annotations (1)

- 1 Align and affix right rear corner protection



Step 13/14

Numbered annotations (1)

- 1 Press firmly for secure fit.
Repeat steps for the opposite side

Step 14/14

Numbered annotations (1)

- 1 Enjoy your IAG Corner Protection Kit

