



# U.S. BASED SUPPORT

**HOURS: MONDAY - FRIDAY | 8AM - 5PM EST**



**[1.410.840.3555](tel:14108403555)**



**[support@iagoffroad.com](mailto:support@iagoffroad.com)**



**VIDEO INSTRUCTIONS**

**<https://www.youtube.com/watch?v=JXTYUilsuq8>**





## ***IAG Glove Box Light For 2021+ Bronco***

### **IAG Glove Box Light for 2021+ Bronco**

**Part Number: IAG-ACC-F1103**

**Congratulations on the purchase of your Glove Box Light, and thank you for choosing IAG Offroad! These instructions are intended for users with basic mechanical skills. Professional installation is not required.**

#### **Product includes:**

**1** Glove Box Light

**2** Light Bracket

**3** Thumb Screw

**4** Adapter Harness



#### **Tools Needed:**


Plastic Pry Tool  
Torx 30 Wrench







**Step 1:** Using a plastic pry tool, pry up and remove the Window Switch.



**Step 2:** Remove the two Torx 30 bolts from the Grab Handle, and remove the Grab Handle.



**Step 3:** Turn the key on with engine off. Apply the parking brake, and shift to neutral.




**Step 4:** Using a plastic pry tool, pry up on the center console trim and loosen. Complete removal is not necessary.



**Step 5:** Prepare the Adapter Harness. Plug the Adapter Harness into the factory wiring harness for the Window Switch.




**Step 6:** Route the Adapter Harness along the factory wiring harness in the center console, towards the glove box.



**Step 7:** Connect the Adapter Harness to the Window Switch and reinstall Window Switch.



**Step 8:** Remove the Limiting Strap from the glove box. Depress the tabs on the side of the glove box and lower.



**Step 9:** Prepare the IAG Light and Bracket. Install the Bracket onto the back of the glove box and slide the Light into the Bracket. Secure with thumb screw.



**Step 10:** Pull the remaining Adapter Harness through the glove box. Connect IAG Light to Adapter Harness.



**Step 11:** Reinstall Glove Box and Trim. Use Zip Ties to secure the Adapter Harness to the Factory Wiring Harness.



If you have any questions about the product or install please reach out to [support@iagoffroad.com](mailto:support@iagoffroad.com) or call 410-840-3555