



# U.S. BASED SUPPORT

**HOURS: MONDAY - FRIDAY | 8AM - 5PM EST**



**[1.410.840.3555](tel:14108403555)**



**[support@iagoffroad.com](mailto:support@iagoffroad.com)**



**VIDEO INSTRUCTIONS**

**<https://www.youtube.com/watch?v=C9oScJf35QI>**





## ***IAG Glove Box Light For 2024+ Ranger***

### **IAG Glove Box Light for 2024+ Ranger**

**Part Number: IAG-ACC-F1102**

Congratulations on the purchase of your Glove Box Light, and thank you for choosing IAG Offroad! These instructions are intended for users with basic mechanical skills. Professional installation is not required.

#### **Product includes:**

**1** Glove Box Light

**2** Light Bracket

**3** Thumb Screw

**4** Adapter Harness

**5** Fuse Adapter



#### **Tools Needed:**

Plastic Pry Tool


10mm Wrench or Socket








**Step 1:** Open the Glove Box, Depress the tabs on the side of the Glove Box and lower the compartment.




**Step 2:** Prepare the IAG Light and Bracket. Install the Bracket onto the back of the glove box and slide the Light into the Bracket. Secure with thumb screw.




**Step 3:** Prepare the Adapter Harness. Locate the connector closest to the Spade Terminal, connect it to the Light.



**Step 4:** Install the Spade Terminal of the Adapter Harness to the 10mm nut behind the Glove Box as shown.



**Step 5:** Route the Adapter Harness behind the Dash over the climate box.




**Step 6:** Locate the Adapter Harness in the driver side foot well. Pull the slack out of the Harness.



**Step 7:** Using a plastic pry tool, remove the trim from below the steering wheel, gaining access to the Fuse Box.



**Step 8:** Locate the 30 Amp fuse in the Driver side Fuse Box. Remove the fuse.



**Step 9:** Prepare the Fuse Adapter. Install the 30 Amp fuse into the Adapter. Install the Adapter into the Fuse Box.



**Step 10:** Connect the Adapter Harness to the Fuse Adapter.



**Step 11:** Reinstall Glove Box and Trim. Use provided Zip ties to secure Harness away from steering column.



If you have any questions about the product or install please reach out to [support@iagoffroad.com](mailto:support@iagoffroad.com) or call 410-840-3555