



U.S. BASED SUPPORT

HOURS: MONDAY - FRIDAY | 8AM - 5PM EST



[1.410.840.3555](tel:14108403555)




support@iagoffroad.com



VIDEO INSTRUCTIONS

<https://www.youtube.com/watch?v=A4bMW5QuCAg>





IAG Molle Panel ***For 2021+ Bronco with X-Brace***

Molle Panel for 2021+ Bronco with X-Brace

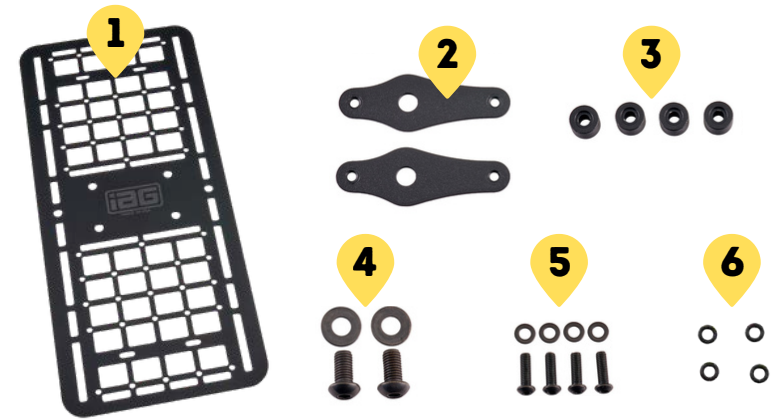
Part Number: IAG-ACC-F1085

Congratulations on the purchase of your Molle Panel, and thank you for choosing IAG Off-Road! These instructions are intended for users with basic mechanical skills.

Professional installation is not required.

Product includes:

- | | |
|------------------------------|---|
| 1 Molle Panel | 4 (X2) 6mm Allen Bolt
(X2) Washer |
| 2 (x2) Panel Brackets | 5 (X4) 4mm Allen Bolt
(X4) Washer |
| 3 (X4) Spacers | 6 (X4) O-Rings |




Tools Needed:

- 6mm Allen Wrench
- 4mm Allen Wrench



SCAN ME



Step 1: Locate the IAG Panel Brackets. Note the press-nut orientation. The hex should face the vehicle when installed.




Step 2: Install Bracket onto the X Brace using the 6mm Allen Bolt and Washer. Orient as shown.



Step 3: Install Bracket onto the X Brace using the 6mm Allen Bolt and Washer. Orient as shown.



Step 4: Prepare the Molle Panel. Install a 4mm Allen Bolt and Washer through the slotted holes in the Panel.



Step 4.2: Install Spacer on the opposing side of the Panel. Install O-Ring onto the bolt to keep the Spacer in place.




Step 4.3: Ensure the O-Ring sits in the recessed part of the Spacer. Repeat process for the rest of the bolts.



Step 5: Install the Panel to the X-Brace. Start the Bolts by hand, do not fully tighten at this time.



Step 6: With the four Allen Bolts loose, slide the panel towards the spare tire as far as the slots allow.



Step 7: Tighten the four 4mm Allen Bolts.



Step 8: Check clearance between the Panel and the Body. Ensure the Panel does not contact when opening the trunk.



If you have any questions about the product or install please reach out to support@iagoffroad.com or call 410-840-3555